

Daily Summary for Amman Stock Exchange

1- VALUE TRADED (JD)

	2018	2019	NET CHANGE	CHANGE (%)
Daily	7,374,148	3,215,938	-4,158,210	-56.39%
Cumulative(3/3-12/3)	37,957,448	37,516,172	-441,276	-1.16%
Cumulative(2/1-12/3)	290,899,820	225,614,707	-65,285,113	-22.44%

2- NO. OF SHARES TRADED

	2018	2019	NET CHANGE	CHANGE (%)
Daily	7,089,725	3,590,575	-3,499,150	-49.36%
Cumulative(3/3-12/3)	35,379,667	34,834,205	-545,462	-1.54%
Cumulative(2/1-12/3)	249,228,928	181,064,815	-68,164,113	-27.35%

3- NO. OF TRANSACTIONS

	2018	2019	NET CHANGE	CHANGE (%)
Daily	2,476	2,118	-358	-14.46%
Cumulative(3/3-12/3)	16,832	16,130	-702	-4.17%
Cumulative(2/1-12/3)	113,518	91,477	-22,041	-19.42%

4- SOME FINANCIAL RATIOS FOR THE ASE (12/3/2019)

SECTOR	P/E	P/BV	DIVIDEND YIELD (%)	TURNOVER (%)
FINANCIAL	13.056	1.113	5.082	0.058
SERVICES	16.409	1.190	5.442	0.048
INDUSTRY	56.539	1.346	3.397	0.041
OVERALL	14.979	1.189	4.934	0.053

5- STOCK PRICE INDEX WEIGHTED BY FREE FLOAT MARKET CAPITALIZATION (1999=1000)

	MONDAY 11/03/2019	TUESDAY 12/03/2019	% CHANGE	
			DAY BEFORE	YTD
GENERAL	1985.0	1987.4	0.12%	4.12%
FINANCIAL	2745.5	2751.6	0.22%	3.73%
SERVICES	1310.1	1308.5	-0.12%	2.24%
INDUSTRY	1968.4	1968.8	0.02%	4.57%

6- STOCK PRICE INDEX WEIGHTED BY MARKET CAPITALIZATION (1991=1000)

	MONDAY 11/03/2019	TUESDAY 12/03/2019	% CHANGE	
			DAY BEFORE	YTD
GENERAL	3916.4	3925.7	0.24%	3.39%
BANKS	8465.0	8473.3	0.10%	2.76%
INSURANCE	1358.2	1358.8	0.04%	-1.28%
SERVICES	799.7	802.8	0.39%	0.75%
INDUSTRY	2467.6	2481.5	0.56%	7.36%

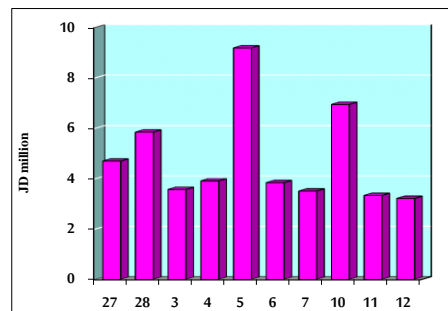
7- STOCK PRICE MARKET INDEX WEIGHTED BY FREE FLOAT MARKET CAP. (2012=1000)

	MONDAY 11/03/2019	TUESDAY 12/03/2019	% CHANGE	
			DAY BEFORE	YTD
FIRST MARKET	1055.9	1057.5	0.15%	4.57%
SECOND MARKET	862.9	862.0	-0.10%	3.66%

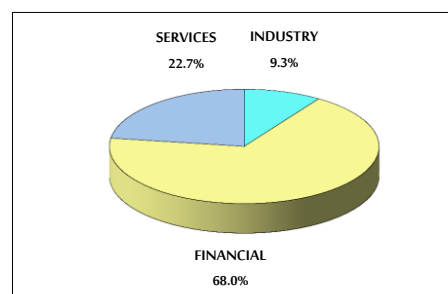
8- MARKET CAPITALIZATION (JD)

ASE MARKET CAPITALIZATION	16,526,728,150	16,563,073,383	0.22%	2.73%
---------------------------	----------------	----------------	-------	-------

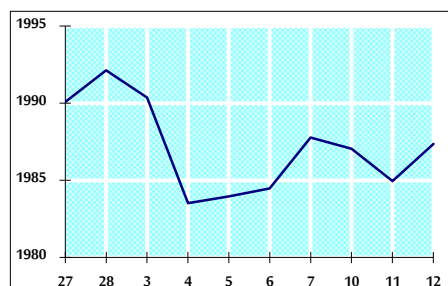
VALUE TRADED FROM 27/2 TO 12/3/2019



VALUE TRADED BY SECTOR TUESDAY 12/3/2019



GENERAL FREE FLOAT PRICE INDEX FROM 27/2 TO 12/3/2019



GENERAL PRICE INDEX FROM 27/2 TO 12/3/2019

