

## Daily Summary for Amman Stock Exchange

### 1- VALUE TRADED (JD)

	2018	2019	NET CHANGE	CHANGE (%)
Daily	5,647,143	6,945,806	1,298,663	23.00%
Cumulative(3/3-10/3)	26,814,578	30,964,944	4,150,366	15.48%
Cumulative(2/1-10/3)	279,756,950	219,063,479	-60,693,471	-21.70%

### 2- NO. OF SHARES TRADED

	2018	2019	NET CHANGE	CHANGE (%)
Daily	6,058,453	7,164,881	1,106,428	18.26%
Cumulative(3/3-10/3)	24,704,187	27,949,466	3,245,279	13.14%
Cumulative(2/1-10/3)	238,553,448	174,180,076	-64,373,372	-26.98%

### 3- NO. OF TRANSACTIONS

	2018	2019	NET CHANGE	CHANGE (%)
Daily	1,822	1,719	-103	-5.65%
Cumulative(3/3-10/3)	12,292	12,050	-242	-1.97%
Cumulative(2/1-10/3)	108,978	87,397	-21,581	-19.80%

### 4- SOME FINANCIAL RATIOS FOR THE ASE (10/3/2019)

SECTOR	P/E	P/BV	DIVIDEND YIELD (%)	TURNOVER (%)
FINANCIAL	13.081	1.115	5.072	0.132
SERVICES	16.458	1.193	5.426	0.044
INDUSTRY	56.868	1.337	3.396	0.099
OVERALL	14.996	1.189	4.926	0.107

### 5- STOCK PRICE INDEX WEIGHTED BY FREE FLOAT MARKET CAPITALIZATION (1999=1000)

	THURSDAY 07/03/2019	SUNDAY 10/03/2019	% CHANGE	
			DAY BEFORE	YTD
GENERAL	1987.8	1987.1	-0.04%	4.10%
FINANCIAL	2746.7	2746.5	-0.01%	3.54%
SERVICES	1315.0	1314.5	-0.04%	2.71%
INDUSTRY	1970.3	1967.0	-0.17%	4.48%

### 6- STOCK PRICE INDEX WEIGHTED BY MARKET CAPITALIZATION (1991=1000)

	THURSDAY 07/03/2019	SUNDAY 10/03/2019	% CHANGE	
			DAY BEFORE	YTD
GENERAL	3926.7	3927.5	0.02%	3.44%
BANKS	8459.2	8491.8	0.39%	2.98%
INSURANCE	1369.7	1363.9	-0.43%	-0.92%
SERVICES	809.0	804.7	-0.52%	0.99%
INDUSTRY	2483.5	2466.4	-0.69%	6.71%

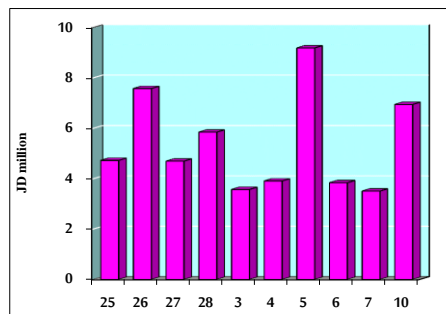
### 7- STOCK PRICE MARKET INDEX WEIGHTED BY FREE FLOAT MARKET CAP. (2012=1000)

	THURSDAY 07/03/2019	SUNDAY 10/03/2019	% CHANGE	
			DAY BEFORE	YTD
FIRST MARKET	1057.7	1057.1	-0.05%	4.53%
SECOND MARKET	866.2	863.3	-0.34%	3.81%

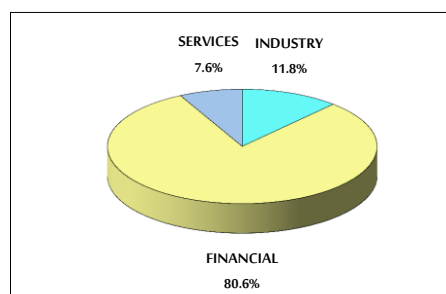
### 8- MARKET CAPITALIZATION (JD)

ASE MARKET CAPITALIZATION	16,564,418,245	16,570,279,319	0.04%	2.78%
---------------------------	----------------	----------------	-------	-------

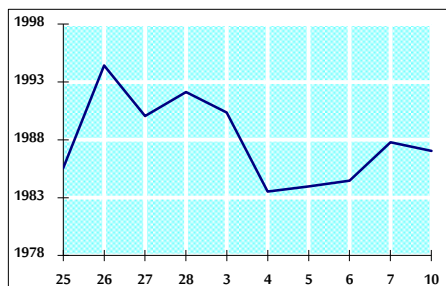
VALUE TRADED FROM 25/2 TO 10/3/2019



VALUE TRADED BY SECTOR SUNDAY 10/3/2019



GENERAL FREE FLOAT PRICE INDEX FROM 25/2 TO 10/3/2019



GENERAL PRICE INDEX FROM 25/2 TO 10/3/2019

