

Daily Summary for Amman Stock Exchange

1- VALUE TRADED (JD)

	2018	2019	NET CHANGE	CHANGE (%)
Daily	4,015,803	3,508,826	-506,977	-12.62%
Cumulative(3/3-7/3)	21,167,435	24,019,138	2,851,703	13.47%
Cumulative(2/1-7/3)	274,109,807	212,117,673	-61,992,134	-22.62%

2- NO. OF SHARES TRADED

	2018	2019	NET CHANGE	CHANGE (%)
Daily	3,828,850	4,035,892	207,042	5.41%
Cumulative(3/3-7/3)	18,645,734	20,784,585	2,138,851	11.47%
Cumulative(2/1-7/3)	232,494,995	167,015,195	-65,479,800	-28.16%

3- NO. OF TRANSACTIONS

	2018	2019	NET CHANGE	CHANGE (%)
Daily	1,851	2,343	492	26.58%
Cumulative(3/3-7/3)	10,470	10,331	-139	-1.33%
Cumulative(2/1-7/3)	107,156	85,678	-21,478	-20.04%

4- SOME FINANCIAL RATIOS FOR THE ASE (7/3/2019)

SECTOR	P/E	P/BV	DIVIDEND YIELD (%)	TURNOVER (%)
FINANCIAL	13.034	1.111	5.090	0.062
SERVICES	16.523	1.198	5.405	0.054
INDUSTRY	59.301	1.353	3.371	0.062
OVERALL	15.023	1.190	4.927	0.060

5- STOCK PRICE INDEX WEIGHTED BY FREE FLOAT MARKET CAPITALIZATION (1999=1000)

	WEDNESDAY 06/03/2019	THURSDAY 07/03/2019	% CHANGE	
			DAY BEFORE	YTD
GENERAL	1984.5	1987.8	0.17%	4.14%
FINANCIAL	2737.6	2746.7	0.33%	3.54%
SERVICES	1317.4	1315.0	-0.18%	2.75%
INDUSTRY	1971.0	1970.3	-0.03%	4.66%

6- STOCK PRICE INDEX WEIGHTED BY MARKET CAPITALIZATION (1991=1000)

	WEDNESDAY 06/03/2019	THURSDAY 07/03/2019	% CHANGE	
			DAY BEFORE	YTD
GENERAL	3917.2	3926.7	0.24%	3.41%
BANKS	8415.3	8459.2	0.52%	2.59%
INSURANCE	1364.8	1369.7	0.36%	-0.49%
SERVICES	812.2	809.0	-0.40%	1.53%
INDUSTRY	2487.4	2483.5	-0.16%	7.45%

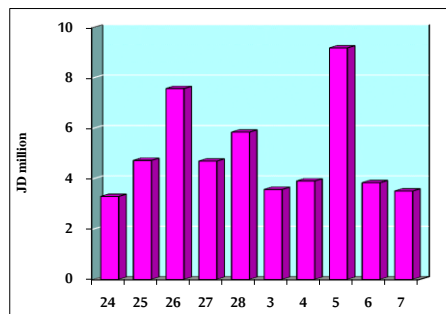
7- STOCK PRICE MARKET INDEX WEIGHTED BY FREE FLOAT MARKET CAP. (2012=1000)

	WEDNESDAY 06/03/2019	THURSDAY 07/03/2019	% CHANGE	
			DAY BEFORE	YTD
FIRST MARKET	1055.9	1057.7	0.17%	4.59%
SECOND MARKET	865.7	866.2	0.06%	4.16%

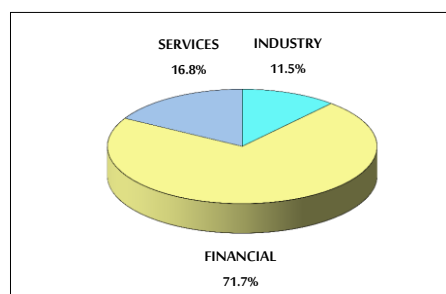
8- MARKET CAPITALIZATION (JD)

ASE MARKET CAPITALIZATION	16,527,832,486	16,564,418,245	0.22%	2.74%
---------------------------	----------------	----------------	-------	-------

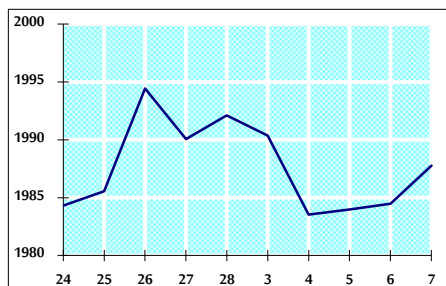
VALUE TRADED FROM 24/2 TO 7/3/2019



VALUE TRADED BY SECTOR THURSDAY 7/3/2019



GENERAL FREE FLOAT PRICE INDEX FROM 24/2 TO 7/3/2019



GENERAL PRICE INDEX FROM 24/2 TO 7/3/2019

