

## Daily Summary for Amman Stock Exchange

### 1- VALUE TRADED ( JD )

	2018	2019	NET CHANGE	CHANGE (%)
Daily	5,097,467	11,482,894	6,385,427	125.27%
Cumulative(3/2-17/2)	80,482,131	56,794,947	-23,687,184	-29.43%
Cumulative(2/1-17/2)	194,505,125	147,689,317	-46,815,808	-24.07%

### 2- NO. OF SHARES TRADED

	2018	2019	NET CHANGE	CHANGE (%)
Daily	5,593,239	4,812,366	-780,873	-13.96%
Cumulative(3/2-17/2)	79,430,104	39,461,015	-39,969,089	-50.32%
Cumulative(2/1-17/2)	175,670,546	105,209,618	-70,460,928	-40.11%

### 3- NO. OF TRANSACTIONS

	2018	2019	NET CHANGE	CHANGE (%)
Daily	2,141	1,613	-528	-24.66%
Cumulative(3/2-17/2)	26,753	22,018	-4,735	-17.70%
Cumulative(2/1-17/2)	73,974	57,935	-16,039	-21.68%

### 4- SOME FINANCIAL RATIOS FOR THE ASE (17/2/2019)

SECTOR	P/E	P/BV	DIVIDEND YIELD (%)	TURNOVER (%)
FINANCIAL	13.108	1.094	5.123	0.078
SERVICES	17.076	1.236	5.319	0.069
INDUSTRY	57.355	1.345	3.403	0.046
OVERALL	14.941	1.180	4.932	0.072

### 5- STOCK PRICE INDEX WEIGHTED BY FREE FLOAT MARKET CAPITALIZATION (1999=1000)

	THURSDAY 14/02/2019	SUNDAY 17/02/2019	% CHANGE	
			DAY BEFORE	YTD
GENERAL	1982.0	1981.1	-0.05%	3.79%
FINANCIAL	2718.3	2717.5	-0.03%	2.44%
SERVICES	1347.3	1343.3	-0.29%	4.96%
INDUSTRY	1959.8	1964.7	0.25%	4.36%

### 6- STOCK PRICE INDEX WEIGHTED BY MARKET CAPITALIZATION (1991=1000)

	THURSDAY 14/02/2019	SUNDAY 17/02/2019	% CHANGE	
			DAY BEFORE	YTD
GENERAL	3893.3	3888.2	-0.13%	2.40%
BANKS	8295.6	8304.9	0.11%	0.72%
INSURANCE	1369.7	1372.2	0.19%	-0.31%
SERVICES	831.2	825.6	-0.67%	3.61%
INDUSTRY	2482.5	2470.5	-0.48%	6.88%

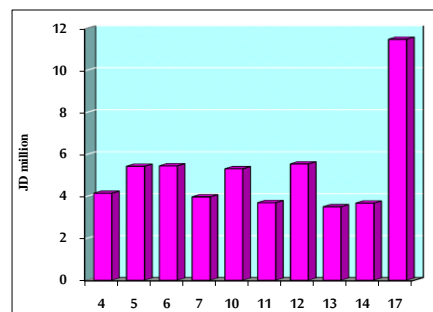
### 7- STOCK PRICE MARKET INDEX WEIGHTED BY FREE FLOAT MARKET CAP. (2012=1000)

	THURSDAY 14/02/2019	SUNDAY 17/02/2019	% CHANGE	
			DAY BEFORE	YTD
FIRST MARKET	1054.2	1053.3	-0.09%	4.15%
SECOND MARKET	867.6	867.9	0.03%	4.36%

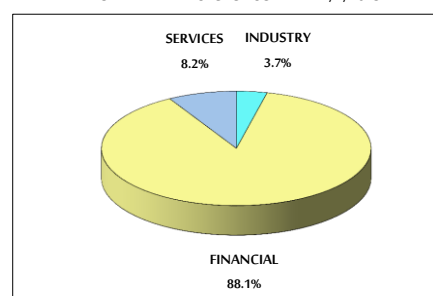
### 8- MARKET CAPITALIZATION (JD)

ASE MARKET CAPITALIZATION	16,459,388,494	16,438,891,212	-0.12%	1.96%
---------------------------	----------------	----------------	--------	-------

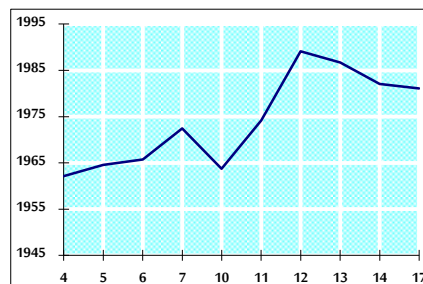
VALUE TRADED FROM 4/2 TO 17/2/2019



VALUE TRADED BY SECTOR SUNDAY 17/2/2019



GENERAL FREE FLOAT PRICE INDEX FROM 4/2 TO 17/2/2019



GENERAL PRICE INDEX FROM 4/2 TO 17/2/2019

