

Daily Summary for Amman Stock Exchange

1- VALUE TRADED (JD)

	2018	2019	NET CHANGE	CHANGE (%)
Daily	4,502,625	3,704,934	-797,691	-17.72%
Cumulative(3/2-11/2)	51,523,526	32,564,719	-18,958,807	-36.80%
Cumulative(2/1-11/2)	165,546,520	123,459,089	-42,087,431	-25.42%

2- NO. OF SHARES TRADED

	2018	2019	NET CHANGE	CHANGE (%)
Daily	2,963,978	3,166,222	202,244	6.82%
Cumulative(3/2-11/2)	60,577,310	22,405,126	-38,172,184	-63.01%
Cumulative(2/1-11/2)	156,817,752	88,153,729	-68,664,023	-43.79%

3- NO. OF TRANSACTIONS

	2018	2019	NET CHANGE	CHANGE (%)
Daily	2,145	1,800	-345	-16.08%
Cumulative(3/2-11/2)	16,882	13,703	-3,179	-18.83%
Cumulative(2/1-11/2)	64,103	49,620	-14,483	-22.59%

4- SOME FINANCIAL RATIOS FOR THE ASE (11/2/2019)

SECTOR	P/E	P/BV	DIVIDEND YIELD (%)	TURNOVER (%)
FINANCIAL	12.565	1.086	5.287	0.045
SERVICES	17.082	1.241	5.298	0.059
INDUSTRY	57.934	1.358	3.369	0.037
OVERALL	14.492	1.177	5.033	0.047

5- STOCK PRICE INDEX WEIGHTED BY FREE FLOAT MARKET CAPITALIZATION (1999=1000)

	SUNDAY 10/02/2019	MONDAY 11/02/2019	% CHANGE	
			DAY BEFORE	YTD
GENERAL	1963.8	1974.2	0.53%	3.42%
FINANCIAL	2693.9	2710.2	0.61%	2.17%
SERVICES	1336.2	1332.7	-0.27%	4.13%
INDUSTRY	1950.3	1970.0	1.01%	4.64%

6- STOCK PRICE INDEX WEIGHTED BY MARKET CAPITALIZATION (1991=1000)

	SUNDAY 10/02/2019	MONDAY 11/02/2019	% CHANGE	
			DAY BEFORE	YTD
GENERAL	3871.5	3890.9	0.50%	2.47%
BANKS	8218.1	8273.4	0.67%	0.33%
INSURANCE	1369.8	1372.6	0.20%	-0.29%
SERVICES	839.0	836.1	-0.35%	4.93%
INDUSTRY	2468.7	2484.0	0.62%	7.47%

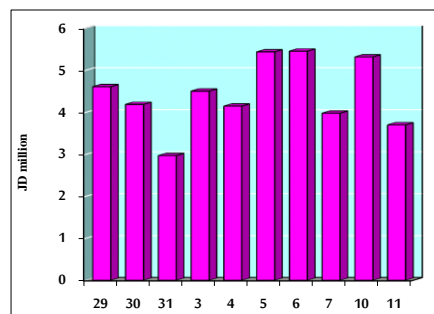
7- STOCK PRICE MARKET INDEX WEIGHTED BY FREE FLOAT MARKET CAP. (2012=1000)

	SUNDAY 10/02/2019	MONDAY 11/02/2019	% CHANGE	
			DAY BEFORE	YTD
FIRST MARKET	1041.3	1048.2	0.66%	3.65%
SECOND MARKET	874.1	872.5	-0.19%	4.91%

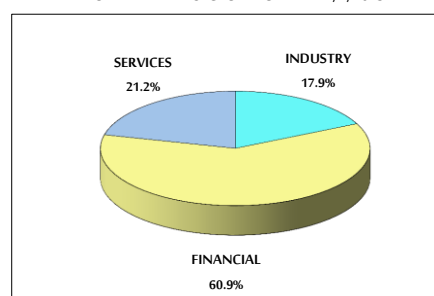
8- MARKET CAPITALIZATION (JD)

ASE MARKET CAPITALIZATION	16,376,717,945	16,450,485,023	0.45%	2.03%
---------------------------	----------------	----------------	-------	-------

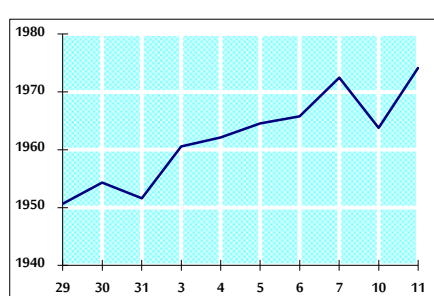
VALUE TRADED FROM 29/1 TO 11/2/2019



VALUE TRADED BY SECTOR MONDAY 11/2/2019



GENERAL FREE FLOAT PRICE INDEX FROM 29/1 TO 11/2/2019



GENERAL PRICE INDEX FROM 29/1 TO 11/2/2019

