

Daily Summary for Amman Stock Exchange

1- VALUE TRADED (JD)

	2018	2019	NET CHANGE	CHANGE (%)
Daily	3,944,983	4,728,336	783,353	19.86%
Cumulative(3/2-25/2)	120,357,576	79,078,923	-41,278,653	-34.30%
Cumulative(2/1-25/2)	234,380,570	169,973,293	-64,407,277	-27.48%

2- NO. OF SHARES TRADED

	2018	2019	NET CHANGE	CHANGE (%)
Daily	3,592,262	5,384,923	1,792,661	49.90%
Cumulative(3/2-25/2)	105,340,907	62,394,819	-42,946,088	-40.77%
Cumulative(2/1-25/2)	201,581,349	128,143,422	-73,437,927	-36.43%

3- NO. OF TRANSACTIONS

	2018	2019	NET CHANGE	CHANGE (%)
Daily	1,983	2,042	59	2.98%
Cumulative(3/2-25/2)	42,258	32,817	-9,441	-22.34%
Cumulative(2/1-25/2)	89,479	68,734	-20,745	-23.18%

4- SOME FINANCIAL RATIOS FOR THE ASE (25/2/2019)

SECTOR	P/E	P/BV	DIVIDEND YIELD (%)	TURNOVER (%)
FINANCIAL	13.088	1.102	5.161	0.106
SERVICES	16.718	1.217	5.442	0.021
INDUSTRY	59.194	1.363	3.364	0.061
OVERALL	14.929	1.187	4.976	0.080

5- STOCK PRICE INDEX WEIGHTED BY FREE FLOAT MARKET CAPITALIZATION (1999=1000)

	SUNDAY 24/02/2019	MONDAY 25/02/2019	% CHANGE	
			DAY BEFORE	YTD
GENERAL	1984.3	1985.6	0.06%	4.02%
FINANCIAL	2728.3	2735.6	0.27%	3.12%
SERVICES	1328.2	1323.7	-0.34%	3.43%
INDUSTRY	1971.3	1967.4	-0.20%	4.50%

6- STOCK PRICE INDEX WEIGHTED BY MARKET CAPITALIZATION (1991=1000)

	SUNDAY 24/02/2019	MONDAY 25/02/2019	% CHANGE	
			DAY BEFORE	YTD
GENERAL	3916.2	3918.1	0.05%	3.19%
BANKS	8361.4	8380.0	0.22%	1.63%
INSURANCE	1381.1	1385.6	0.33%	0.66%
SERVICES	827.6	822.3	-0.64%	3.20%
INDUSTRY	2499.1	2498.8	-0.01%	8.11%

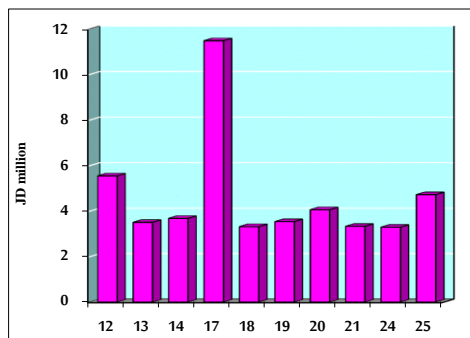
7- STOCK PRICE MARKET INDEX WEIGHTED BY FREE FLOAT MARKET CAP. (2012=1000)

	SUNDAY 24/02/2019	MONDAY 25/02/2019	% CHANGE	
			DAY BEFORE	YTD
FIRST MARKET	1055.6	1057.5	0.18%	4.56%
SECOND MARKET	865.3	859.7	-0.65%	3.38%

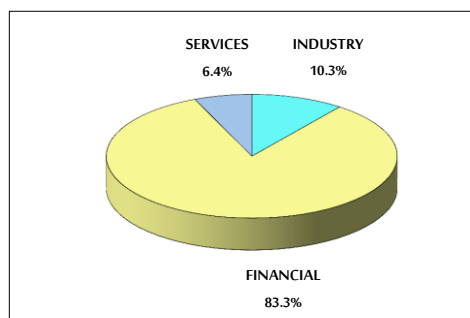
8- MARKET CAPITALIZATION (JD)

ASE MARKET CAPITALIZATION	16,537,530,597	16,543,885,242	0.04%	2.61%
---------------------------	----------------	----------------	-------	-------

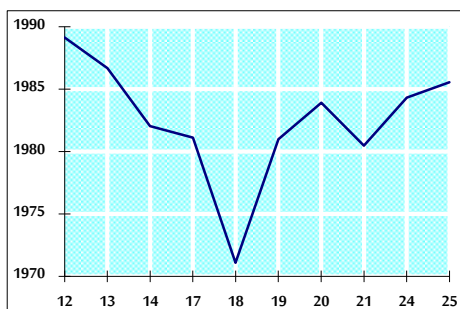
VALUE TRADED FROM 12/2 TO 25/2/2019



VALUE TRADED BY SECTOR MONDAY 25/2/2019



GENERAL FREE FLOAT PRICE INDEX FROM 12/2 TO 25/2/2019



GENERAL PRICE INDEX FROM 12/2 TO 25/2/2019

