

## Daily Summary for Amman Stock Exchange

### 1- VALUE TRADED ( JD )

	2018	2019	NET CHANGE	CHANGE (%)
Daily	6,299,495	4,063,966	-2,235,529	-35.49%
Cumulative(3/2-20/2)	97,452,554	67,721,698	-29,730,856	-30.51%
Cumulative(2/1-20/2)	211,475,548	158,616,068	-52,859,480	-25.00%

### 2- NO. OF SHARES TRADED

	2018	2019	NET CHANGE	CHANGE (%)
Daily	4,430,092	3,847,535	-582,557	-13.15%
Cumulative(3/2-20/2)	91,492,012	50,302,297	-41,189,715	-45.02%
Cumulative(2/1-20/2)	187,732,454	116,050,900	-71,681,554	-38.18%

### 3- NO. OF TRANSACTIONS

	2018	2019	NET CHANGE	CHANGE (%)
Daily	2,608	1,691	-917	-35.16%
Cumulative(3/2-20/2)	34,322	27,460	-6,862	-19.99%
Cumulative(2/1-20/2)	81,543	63,377	-18,166	-22.28%

### 4- SOME FINANCIAL RATIOS FOR THE ASE (20/2/2019)

SECTOR	P/E	P/BV	DIVIDEND YIELD (%)	TURNOVER (%)
FINANCIAL	13.125	1.103	5.151	0.062
SERVICES	16.971	1.226	5.345	0.059
INDUSTRY	59.162	1.358	3.359	0.030
OVERALL	14.980	1.189	4.942	0.057

### 5- STOCK PRICE INDEX WEIGHTED BY FREE FLOAT MARKET CAPITALIZATION (1999=1000)

	TUESDAY 19/02/2019	WEDNESDAY 20/02/2019	% CHANGE	
			DAY BEFORE	YTD
GENERAL	1981.0	1983.9	0.15%	3.93%
FINANCIAL	2724.1	2730.3	0.23%	2.93%
SERVICES	1332.1	1326.6	-0.41%	3.65%
INDUSTRY	1958.2	1967.8	0.49%	4.52%

### 6- STOCK PRICE INDEX WEIGHTED BY MARKET CAPITALIZATION (1991=1000)

	TUESDAY 19/02/2019	WEDNESDAY 20/02/2019	% CHANGE	
			DAY BEFORE	YTD
GENERAL	3906.1	3920.1	0.36%	3.24%
BANKS	8350.3	8395.5	0.54%	1.81%
INSURANCE	1372.0	1371.9	0.00%	-0.33%
SERVICES	828.8	824.2	-0.55%	3.44%
INDUSTRY	2477.0	2489.1	0.49%	7.69%

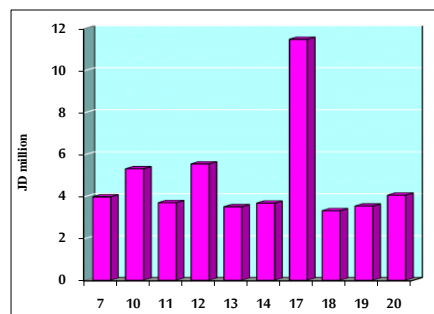
### 7- STOCK PRICE MARKET INDEX WEIGHTED BY FREE FLOAT MARKET CAP. (2012=1000)

	TUESDAY 19/02/2019	WEDNESDAY 20/02/2019	% CHANGE	
			DAY BEFORE	YTD
FIRST MARKET	1054.3	1056.2	0.18%	4.44%
SECOND MARKET	861.7	860.4	-0.14%	3.46%

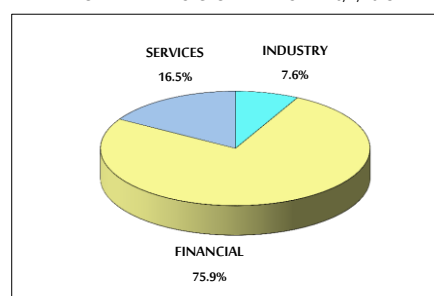
### 8- MARKET CAPITALIZATION (JD)

ASE MARKET CAPITALIZATION	16,499,542,001	16,554,421,338	0.33%	2.68%
---------------------------	----------------	----------------	-------	-------

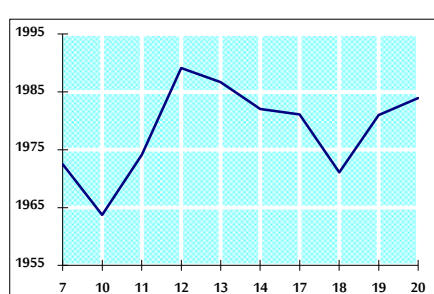
VALUE TRADED FROM 7/2 TO 20/2/2019



VALUE TRADED BY SECTOR WEDNESDAY 20/2/2019



GENERAL FREE FLOAT PRICE INDEX FROM 7/2 TO 20/2/2019



GENERAL PRICE INDEX FROM 7/2 TO 20/2/2019

