

Daily Summary for Amman Stock Exchange

1- VALUE TRADED (JD)

	2018	2019	NET CHANGE	CHANGE (%)
Daily	2,331,524	2,855,729	524,205	22.48%
Cumulative(2/1-7/1)	12,319,369	10,938,247	-1,381,122	-11.21%
Cumulative(2/1-7/1)	12,319,369	10,938,247	-1,381,122	-11.21%

2- NO. OF SHARES TRADED

	2018	2019	NET CHANGE	CHANGE (%)
Daily	2,396,922	2,984,774	587,852	24.53%
Cumulative(2/1-7/1)	13,761,475	11,468,376	-2,293,099	-16.66%
Cumulative(2/1-7/1)	13,761,475	11,468,376	-2,293,099	-16.66%

3- NO. OF TRANSACTIONS

	2018	2019	NET CHANGE	CHANGE (%)
Daily	1,803	1,884	81	4.49%
Cumulative(2/1-7/1)	7,715	7,188	-527	-6.83%
Cumulative(2/1-7/1)	7,715	7,188	-527	-6.83%

4- SOME FINANCIAL RATIOS FOR THE ASE (7/1/2019)

SECTOR	P/E	P/BV	DIVIDEND YIELD (%)	TURNOVER (%)
FINANCIAL	17.350	1.088	5.026	0.027
SERVICES	16.517	1.206	5.452	0.088
INDUSTRY	54.370	1.314	3.487	0.051
OVERALL	18.332	1.164	4.917	0.045

5- STOCK PRICE INDEX WEIGHTED BY FREE FLOAT MARKET CAPITALIZATION (1999=1000)

	SUNDAY 06/01/2019	MONDAY 07/01/2019	% CHANGE	
			DAY BEFORE	YTD
GENERAL	1942.2	1931.1	-0.57%	1.17%
FINANCIAL	2670.9	2661.0	-0.37%	0.31%
SERVICES	1301.6	1296.1	-0.42%	1.27%
INDUSTRY	1980.8	1954.4	-1.34%	3.81%

6- STOCK PRICE INDEX WEIGHTED BY MARKET CAPITALIZATION (1991=1000)

	SUNDAY 06/01/2019	MONDAY 07/01/2019	% CHANGE	
			DAY BEFORE	YTD
GENERAL	3831.7	3813.0	-0.49%	0.42%
BANKS	8206.0	8180.6	-0.31%	-0.79%
INSURANCE	1375.5	1371.9	-0.26%	-0.33%
SERVICES	818.6	813.2	-0.66%	2.05%
INDUSTRY	2403.1	2381.2	-0.91%	3.02%

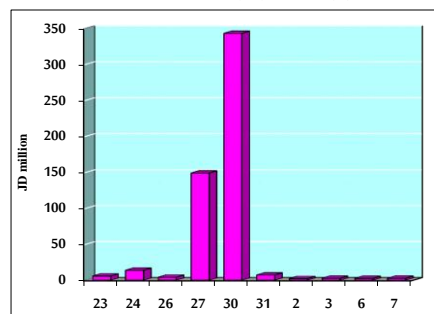
7- STOCK PRICE MARKET INDEX WEIGHTED BY FREE FLOAT MARKET CAP. (2012=1000)

	SUNDAY 06/01/2019	MONDAY 07/01/2019	% CHANGE	
			DAY BEFORE	YTD
FIRST MARKET	1025.3	1019.8	-0.53%	0.84%
SECOND MARKET	871.0	866.9	-0.48%	4.24%

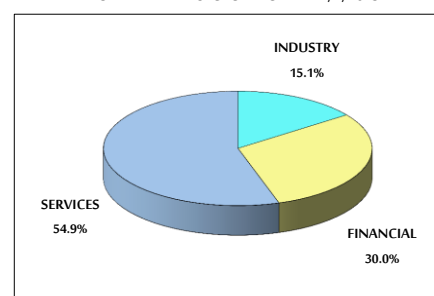
8- MARKET CAPITALIZATION (JD)

ASE MARKET CAPITALIZATION	16,235,204,763	16,160,322,780	-0.46%	0.23%
---------------------------	----------------	----------------	--------	-------

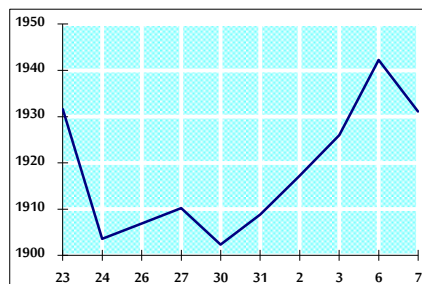
VALUE TRADED FROM 23/12/2018 TO 7/1/2019



VALUE TRADED BY SECTOR MONDAY 7/1/2019



GENERAL FREE FLOAT PRICE INDEX FROM 23/12/2018 TO 7/1/2019



GENERAL PRICE INDEX FROM 23/12/2018 TO 7/1/2019

