

Daily Summary for Amman Stock Exchange

1- VALUE TRADED (JD)

	2018	2019	NET CHANGE	CHANGE (%)
Daily	19,288,632	3,202,292	-16,086,340	-83.40%
Cumulative(2/1-23/1)	71,926,479	68,242,324	-3,684,155	-5.12%
Cumulative(2/1-23/1)	71,926,479	68,242,324	-3,684,155	-5.12%

2- NO. OF SHARES TRADED

	2018	2019	NET CHANGE	CHANGE (%)
Daily	8,896,789	3,081,540	-5,815,249	-65.36%
Cumulative(2/1-23/1)	63,459,032	45,574,812	-17,884,220	-28.18%
Cumulative(2/1-23/1)	63,459,032	45,574,812	-17,884,220	-28.18%

3- NO. OF TRANSACTIONS

	2018	2019	NET CHANGE	CHANGE (%)
Daily	2,180	1,506	-674	-30.92%
Cumulative(2/1-23/1)	30,849	24,668	-6,181	-20.04%
Cumulative(2/1-23/1)	30,849	24,668	-6,181	-20.04%

4- SOME FINANCIAL RATIOS FOR THE ASE (23/1/2019)

SECTOR	P/E	P/BV	DIVIDEND YIELD (%)	TURNOVER (%)
FINANCIAL	17.448	1.094	4.998	0.045
SERVICES	16.727	1.221	5.384	0.052
INDUSTRY	55.406	1.339	3.422	0.038
OVERALL	18.551	1.177	4.859	0.046

5- STOCK PRICE INDEX WEIGHTED BY FREE FLOAT MARKET CAPITALIZATION (1999=1000)

	TUESDAY 22/01/2019	WEDNESDAY 23/01/2019	% CHANGE	
			DAY BEFORE	YTD
GENERAL	1943.9	1944.7	0.04%	1.88%
FINANCIAL	2662.4	2661.0	-0.05%	0.31%
SERVICES	1321.4	1327.9	0.50%	3.76%
INDUSTRY	1957.2	1945.7	-0.58%	3.35%

6- STOCK PRICE INDEX WEIGHTED BY MARKET CAPITALIZATION (1991=1000)

	TUESDAY 22/01/2019	WEDNESDAY 23/01/2019	% CHANGE	
			DAY BEFORE	YTD
GENERAL	3862.8	3858.5	-0.11%	1.62%
BANKS	8236.7	8232.2	-0.06%	-0.17%
INSURANCE	1352.5	1350.0	-0.19%	-1.92%
SERVICES	824.0	824.0	0.01%	3.42%
INDUSTRY	2459.4	2450.2	-0.37%	6.01%

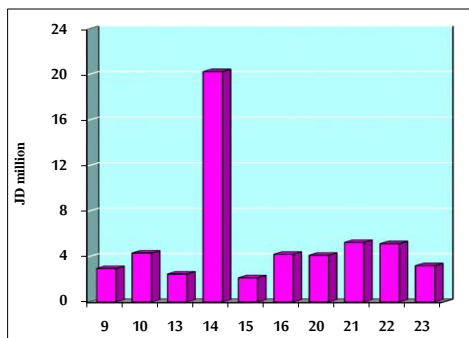
7- STOCK PRICE MARKET INDEX WEIGHTED BY FREE FLOAT MARKET CAP. (2012=1000)

	TUESDAY 22/01/2019	WEDNESDAY 23/01/2019	% CHANGE	
			DAY BEFORE	YTD
FIRST MARKET	1029.6	1030.9	0.13%	1.94%
SECOND MARKET	863.9	860.7	-0.37%	3.50%

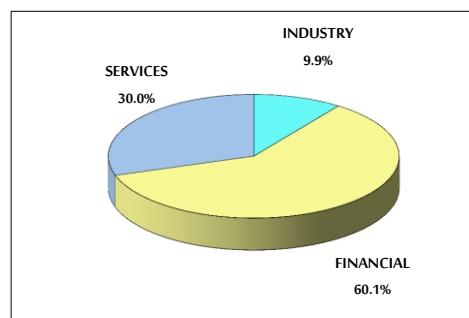
8- MARKET CAPITALIZATION (JD)

ASE MARKET CAPITALIZATION	16,333,860,183	16,310,092,169	-0.15%	1.16%
---------------------------	----------------	----------------	--------	-------

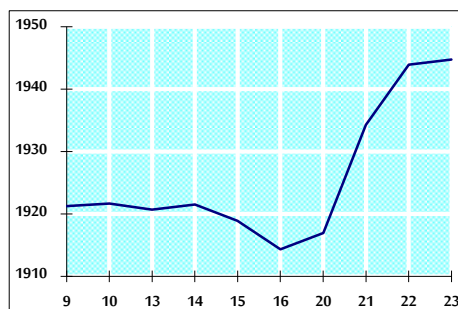
VALUE TRADED FROM 9/1 TO 23/1/2019



VALUE TRADED BY SECTOR WEDNESDAY 23/1/2019



GENERAL FREE FLOAT PRICE INDEX FROM 9/1 TO 23/1/2019



GENERAL PRICE INDEX FROM 9/1 TO 23/1/2019

