

Daily Summary for Amman Stock Exchange

1- VALUE TRADED (JD)

	2018	2019	NET CHANGE	CHANGE (%)
Daily	3,638,049	4,210,225	572,176	15.73%
Cumulative(2/1-16/1)	40,088,325	50,522,819	10,434,494	26.03%
Cumulative(2/1-16/1)	40,088,325	50,522,819	10,434,494	26.03%

2- NO. OF SHARES TRADED

	2018	2019	NET CHANGE	CHANGE (%)
Daily	3,752,516	3,833,559	81,043	2.16%
Cumulative(2/1-16/1)	41,264,012	31,469,362	-9,794,650	-23.74%
Cumulative(2/1-16/1)	41,264,012	31,469,362	-9,794,650	-23.74%

3- NO. OF TRANSACTIONS

	2018	2019	NET CHANGE	CHANGE (%)
Daily	2,321	1,771	-550	-23.70%
Cumulative(2/1-16/1)	22,436	17,453	-4,983	-22.21%
Cumulative(2/1-16/1)	22,436	17,453	-4,983	-22.21%

4- SOME FINANCIAL RATIOS FOR THE ASE (16/1/2019)

SECTOR	P/E	P/BV	DIVIDEND YIELD (%)	TURNOVER (%)
FINANCIAL	17.251	1.082	5.055	0.060
SERVICES	16.466	1.202	5.469	0.060
INDUSTRY	54.922	1.327	3.452	0.040
OVERALL	18.310	1.162	4.923	0.057

5- STOCK PRICE INDEX WEIGHTED BY FREE FLOAT MARKET CAPITALIZATION (1999=1000)

	TUESDAY 15/01/2019	WEDNESDAY 16/01/2019	% CHANGE	
			DAY BEFORE	YTD
GENERAL	1918.9	1914.4	-0.24%	0.29%
FINANCIAL	2637.8	2629.0	-0.34%	-0.89%
SERVICES	1291.4	1293.7	0.18%	1.08%
INDUSTRY	1951.9	1942.2	-0.49%	3.16%

6- STOCK PRICE INDEX WEIGHTED BY MARKET CAPITALIZATION (1991=1000)

	TUESDAY 15/01/2019	WEDNESDAY 16/01/2019	% CHANGE	
			DAY BEFORE	YTD
GENERAL	3817.6	3808.3	-0.25%	0.29%
BANKS	8159.0	8128.1	-0.38%	-1.43%
INSURANCE	1355.8	1357.5	0.12%	-1.38%
SERVICES	810.7	813.1	0.30%	2.05%
INDUSTRY	2420.7	2414.6	-0.25%	4.47%

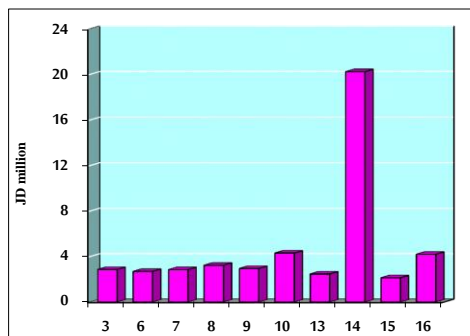
7- STOCK PRICE MARKET INDEX WEIGHTED BY FREE FLOAT MARKET CAP. (2012=1000)

	TUESDAY 15/01/2019	WEDNESDAY 16/01/2019	% CHANGE	
			DAY BEFORE	YTD
FIRST MARKET	1013.2	1009.9	-0.33%	-0.14%
SECOND MARKET	862.8	866.0	0.37%	4.13%

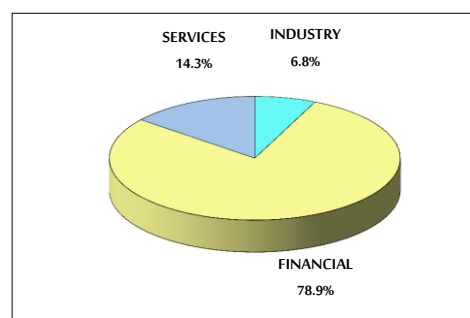
8- MARKET CAPITALIZATION (JD)

ASE MARKET CAPITALIZATION	16,173,156,532	16,125,331,321	-0.30%	0.02%
---------------------------	----------------	----------------	--------	-------

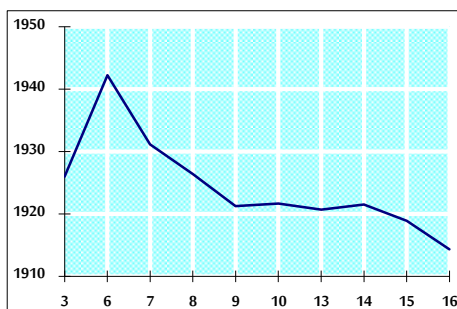
VALUE TRADED FROM 3/1 TO 16/1/2019



VALUE TRADED BY SECTOR WEDNESDAY 16/1/2019



GENERAL FREE FLOAT PRICE INDEX FROM 3/1 TO 16/1/2019



GENERAL PRICE INDEX FROM 3/1 TO 16/1/2019

