

Daily Summary for Amman Stock Exchange

1- VALUE TRADED (JD)

	2018	2019	NET CHANGE	CHANGE (%)
Daily	3,094,923	2,872,519	-222,404	-7.19%
Cumulative(2/1-3/1)	6,290,055	5,380,610	-909,445	-14.46%
Cumulative(2/1-3/1)	6,290,055	5,380,610	-909,445	-14.46%

2- NO. OF SHARES TRADED

	2018	2019	NET CHANGE	CHANGE (%)
Daily	3,998,773	2,837,586	-1,161,187	-29.04%
Cumulative(2/1-3/1)	7,182,802	5,501,585	-1,681,217	-23.41%
Cumulative(2/1-3/1)	7,182,802	5,501,585	-1,681,217	-23.41%

3- NO. OF TRANSACTIONS

	2018	2019	NET CHANGE	CHANGE (%)
Daily	1,758	1,781	23	1.31%
Cumulative(2/1-3/1)	3,651	3,139	-512	-14.02%
Cumulative(2/1-3/1)	3,651	3,139	-512	-14.02%

4- SOME FINANCIAL RATIOS FOR THE ASE (3/1/2019)

SECTOR	P/E	P/BV	DIVIDEND YIELD (%)	TURNOVER (%)
FINANCIAL	17.477	1.096	4.990	0.031
SERVICES	16.545	1.208	5.443	0.033
INDUSTRY	52.649	1.272	3.601	0.112
OVERALL	18.305	1.162	4.924	0.042

5- STOCK PRICE INDEX WEIGHTED BY FREE FLOAT MARKET CAPITALIZATION (1999=1000)

	WEDNESDAY 02/01/2019	THURSDAY 03/01/2019	% CHANGE	
			DAY BEFORE	YTD
GENERAL	1917.2	1926.0	0.46%	0.90%
FINANCIAL	2656.4	2674.0	0.66%	0.80%
SERVICES	1284.3	1292.8	0.66%	1.02%
INDUSTRY	1912.3	1901.2	-0.58%	0.98%

6- STOCK PRICE INDEX WEIGHTED BY MARKET CAPITALIZATION (1991=1000)

	WEDNESDAY 02/01/2019	THURSDAY 03/01/2019	% CHANGE	
			DAY BEFORE	YTD
GENERAL	3801.1	3807.4	0.17%	0.27%
BANKS	8216.8	8255.0	0.46%	0.11%
INSURANCE	1378.1	1379.2	0.08%	0.19%
SERVICES	803.5	812.7	1.15%	2.00%
INDUSTRY	2334.6	2300.4	-1.47%	-0.48%

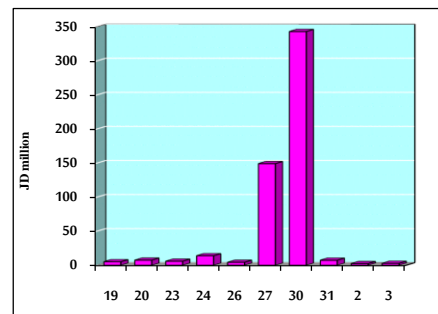
7- STOCK PRICE MARKET INDEX WEIGHTED BY FREE FLOAT MARKET CAP. (2012=1000)

	WEDNESDAY 02/01/2019	THURSDAY 03/01/2019	% CHANGE	
			DAY BEFORE	YTD
FIRST MARKET	1014.9	1017.5	0.26%	0.61%
SECOND MARKET	841.2	856.9	1.87%	3.05%

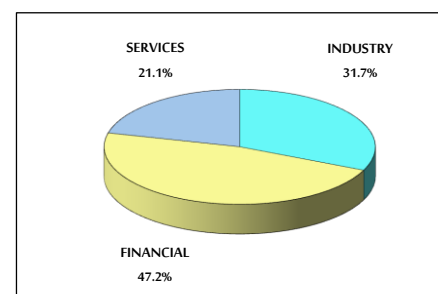
8- MARKET CAPITALIZATION (JD)

ASE MARKET CAPITALIZATION	16,139,097,649	16,140,709,807	0.01%	0.11%
---------------------------	----------------	----------------	-------	-------

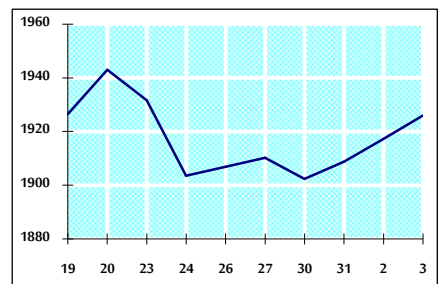
VALUE TRADED FROM 19/12/2018 TO 3/1/2019



VALUE TRADED BY SECTOR THURSDAY 3/1/2019



GENERAL FREE FLOAT PRICE INDEX FROM 19/12/2018 TO 3/1/2019



GENERAL PRICE INDEX FROM 19/12/2018 TO 3/1/2019

