

Daily Summary for Amman Stock Exchange

1- VALUE TRADED (JD)

	2017	2018	NET CHANGE	CHANGE (%)
Daily	-	343,081,382	-	-
Cumulative(2/12-30/12)	120,189,077	584,684,006	464,494,929	386.47%
Cumulative(2/1-30/12)	2,921,690,768	2,311,930,868	-609,759,900	-20.87%

2- NO. OF SHARES TRADED

	2017	2018	NET CHANGE	CHANGE (%)
Daily	-	97,294,025	-	-
Cumulative(2/12-30/12)	104,594,568	180,485,579	75,891,011	72.56%
Cumulative(2/1-30/12)	1,711,892,826	1,239,106,108	-472,786,718	-27.62%

3- NO. OF TRANSACTIONS

	2017	2018	NET CHANGE	CHANGE (%)
Daily	-	1,624	-	-
Cumulative(2/12-30/12)	39,566	33,608	-5,958	-15.06%
Cumulative(2/1-30/12)	715,369	509,746	-205,623	-28.74%

4- SOME FINANCIAL RATIOS FOR THE ASE (30/12/2018)

SECTOR	P/E	P/BV	DIVIDEND YIELD (%)	TURNOVER (%)
FINANCIAL	17.317	1.090	5.026	2.003
SERVICES	15.969	1.184	5.580	0.076
INDUSTRY	53.771	1.274	3.578	1.138
OVERALL	17.827	1.144	4.983	1.440

5- STOCK PRICE INDEX WEIGHTED BY FREE FLOAT MARKET CAPITALIZATION (1999=1000)

	THURSDAY 27/12/2018	SUNDAY 30/12/2018	% CHANGE	
			DAY BEFORE	YTD
GENERAL	1910.2	1902.3	-0.41%	-10.55%
FINANCIAL	2639.4	2632.6	-0.26%	-8.64%
SERVICES	1281.2	1275.6	-0.43%	-12.01%
INDUSTRY	1924.1	1904.8	-1.00%	-14.57%

6- STOCK PRICE INDEX WEIGHTED BY MARKET CAPITALIZATION (1991=1000)

	THURSDAY 27/12/2018	SUNDAY 30/12/2018	% CHANGE	
			DAY BEFORE	YTD
GENERAL	3784.9	3780.4	-0.12%	-5.71%
BANKS	8197.0	8216.3	0.24%	-1.43%
INSURANCE	1371.9	1356.8	-1.10%	7.58%
SERVICES	800.6	792.7	-0.98%	-15.10%
INDUSTRY	2310.9	2296.9	-0.61%	-12.19%

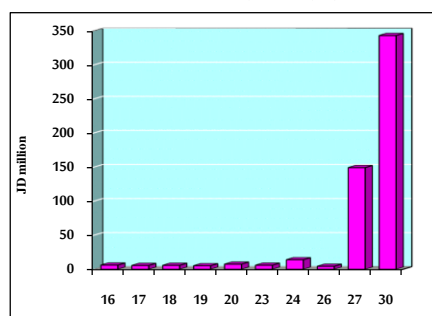
7- STOCK PRICE MARKET INDEX WEIGHTED BY FREE FLOAT MARKET CAP. (2012=1000)

	THURSDAY 27/12/2018	SUNDAY 30/12/2018	% CHANGE	
			DAY BEFORE	YTD
FIRST MARKET	1011.0	1007.0	-0.39%	-11.29%
SECOND MARKET	837.5	831.0	-0.77%	-9.25%

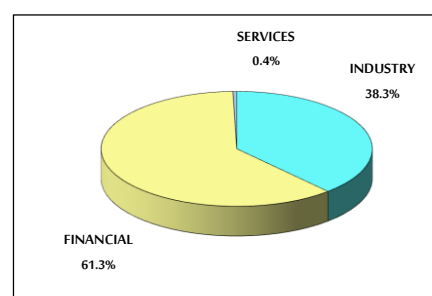
8- MARKET CAPITALIZATION (JD)

	2017	2018	NET CHANGE	CHANGE (%)
ASE MARKET CAPITALIZATION	16,076,778,438	16,055,092,686	-21,685,752	-0.13%

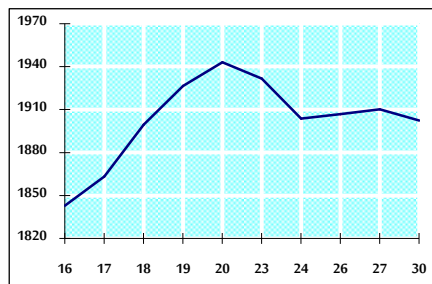
VALUE TRADED FROM 16/12 TO 30/12/2018



VALUE TRADED BY SECTOR SUNDAY 30/12/2018



GENERAL FREE FLOAT PRICE INDEX FROM 16/12 TO 30/12/2018



GENERAL PRICE INDEX FROM 16/12 TO 30/12/2018

