

Daily Summary for Amman Stock Exchange

1- VALUE TRADED (JD)

	2017	2018	NET CHANGE	CHANGE (%)
Daily	4,776,205	5,199,083	422,878	8.85%
Cumulative(2/12-19/12)	91,629,159	60,580,659	-31,048,500	-33.88%
Cumulative(2/1-19/12)	2,893,130,850	1,787,827,521	-1,105,303,329	-38.20%

2- NO. OF SHARES TRADED

	2017	2018	NET CHANGE	CHANGE (%)
Daily	4,033,715	3,106,143	-927,572	-23.00%
Cumulative(2/12-19/12)	76,002,275	43,310,392	-32,691,883	-43.01%
Cumulative(2/1-19/12)	1,683,300,533	1,101,930,921	-581,369,612	-34.54%

3- NO. OF TRANSACTIONS

	2017	2018	NET CHANGE	CHANGE (%)
Daily	2,570	2,224	-346	-13.46%
Cumulative(2/12-19/12)	29,283	22,148	-7,135	-24.37%
Cumulative(2/1-19/12)	705,086	498,286	-206,800	-29.33%

4- SOME FINANCIAL RATIOS FOR THE ASE (19/12/2018)

SECTOR	P/E	P/BV	DIVIDEND YIELD (%)	TURNOVER (%)
FINANCIAL	17.341	1.089	5.024	0.038
SERVICES	16.139	1.197	5.521	0.041
INDUSTRY	56.629	1.342	3.397	0.093
OVERALL	18.066	1.158	4.918	0.046

5- STOCK PRICE INDEX WEIGHTED BY FREE FLOAT MARKET CAPITALIZATION (1999=1000)

	TUESDAY 18/12/2018	WEDNESDAY 19/12/2018	% CHANGE	
			DAY BEFORE	YTD
GENERAL	1899.5	1926.5	1.42%	-9.42%
FINANCIAL	2603.8	2646.5	1.64%	-8.16%
SERVICES	1295.9	1297.4	0.12%	-10.51%
INDUSTRY	1927.7	1962.0	1.78%	-12.00%

6- STOCK PRICE INDEX WEIGHTED BY MARKET CAPITALIZATION (1991=1000)

	TUESDAY 18/12/2018	WEDNESDAY 19/12/2018	% CHANGE	
			DAY BEFORE	YTD
GENERAL	3767.6	3832.1	1.71%	-4.42%
BANKS	8081.6	8206.7	1.55%	-1.54%
INSURANCE	1378.3	1378.4	0.01%	9.29%
SERVICES	807.8	805.2	-0.32%	-13.76%
INDUSTRY	2345.6	2433.0	3.73%	-6.99%

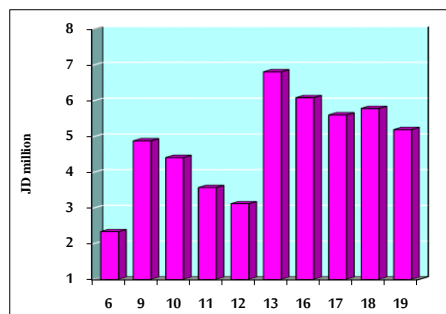
7- STOCK PRICE MARKET INDEX WEIGHTED BY FREE FLOAT MARKET CAP. (2012=1000)

	TUESDAY 18/12/2018	WEDNESDAY 19/12/2018	% CHANGE	
			DAY BEFORE	YTD
FIRST MARKET	1003.4	1020.2	1.68%	-10.12%
SECOND MARKET	846.9	847.4	0.05%	-7.46%

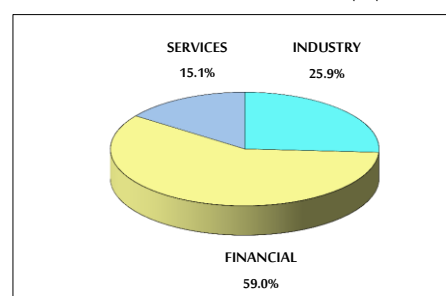
8- MARKET CAPITALIZATION (JD)

ASE MARKET CAPITALIZATION	15,997,670,902	16,250,775,329	1.58%	-4.20%
---------------------------	----------------	----------------	-------	--------

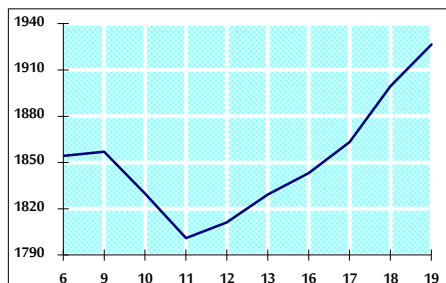
VALUE TRADED FROM 6/12 TO 19/12/2018



VALUE TRADED BY SECTOR WEDNESDAY 19/12/2018



GENERAL FREE FLOAT PRICE INDEX FROM 6/12 TO 19/12/2018



GENERAL PRICE INDEX FROM 6/12 TO 19/12/2018

