

Daily Summary for Amman Stock Exchange

1- VALUE TRADED (JD)

	2017	2018	NET CHANGE	CHANGE (%)
Daily	4,525,430	4,595,242	69,812	1.54%
Cumulative(1/11-22/11)	66,034,367	79,293,754	13,259,387	20.08%
Cumulative(2/1-22/11)	2,754,695,238	1,705,563,776	-1,049,131,462	-38.09%

2- NO. OF SHARES TRADED

	2017	2018	NET CHANGE	CHANGE (%)
Daily	4,139,424	4,255,004	115,580	2.79%
Cumulative(1/11-22/11)	60,371,417	68,251,469	7,880,052	13.05%
Cumulative(2/1-22/11)	1,574,166,107	1,038,952,731	-535,213,376	-34.00%

3- NO. OF TRANSACTIONS

	2017	2018	NET CHANGE	CHANGE (%)
Daily	1,324	2,362	1,038	78.40%
Cumulative(1/11-22/11)	31,655	36,138	4,483	14.16%
Cumulative(2/1-22/11)	664,524	465,931	-198,593	-29.89%

4- SOME FINANCIAL RATIOS FOR THE ASE (22/11/2018)

SECTOR	P/E	P/BV	DIVIDEND YIELD (%)	TURNOVER (%)
FINANCIAL	17.292	1.086	5.038	0.051
SERVICES	16.585	1.230	5.373	0.104
INDUSTRY	56.275	1.333	3.419	0.050
OVERALL	18.065	1.158	4.918	0.063

5- STOCK PRICE INDEX WEIGHTED BY FREE FLOAT MARKET CAPITALIZATION (1999=1000)

	WEDNESDAY 21/11/2018	THURSDAY 22/11/2018	% CHANGE	
			DAY BEFORE	YTD
GENERAL	1952.4	1943.1	-0.48%	-8.64%
FINANCIAL	2662.0	2652.0	-0.37%	-7.96%
SERVICES	1333.6	1328.6	-0.37%	-8.36%
INDUSTRY	2015.5	1997.6	-0.89%	-10.40%

6- STOCK PRICE INDEX WEIGHTED BY MARKET CAPITALIZATION (1991=1000)

	WEDNESDAY 21/11/2018	THURSDAY 22/11/2018	% CHANGE	
			DAY BEFORE	YTD
GENERAL	3858.8	3831.8	-0.70%	-4.43%
BANKS	8202.6	8150.1	-0.64%	-2.22%
INSURANCE	1414.4	1409.8	-0.33%	11.78%
SERVICES	841.7	835.0	-0.80%	-10.58%
INDUSTRY	2440.1	2420.6	-0.80%	-7.46%

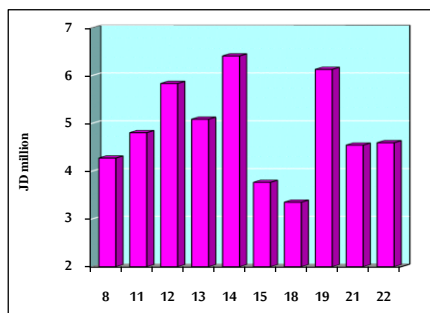
7- STOCK PRICE MARKET INDEX WEIGHTED BY FREE FLOAT MARKET CAP. (2012=1000)

	WEDNESDAY 21/11/2018	THURSDAY 22/11/2018	% CHANGE	
			DAY BEFORE	YTD
FIRST MARKET	1030.1	1025.3	-0.46%	-9.67%
SECOND MARKET	885.2	879.3	-0.67%	-3.97%

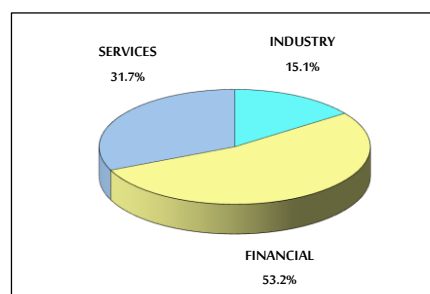
8- MARKET CAPITALIZATION (JD)

ASE MARKET CAPITALIZATION	16,375,436,832	16,268,454,151	-0.65%	-4.09%
---------------------------	----------------	----------------	--------	--------

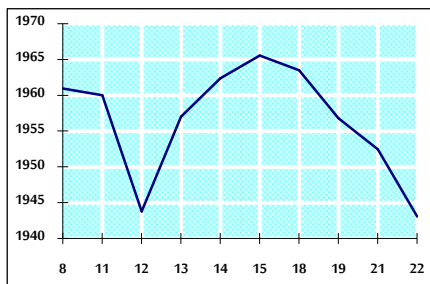
VALUE TRADED FROM 8/11 TO 22/11/2018



VALUE TRADED BY SECTOR THURSDAY 22/11/2018



GENERAL FREE FLOAT PRICE INDEX FROM 8/11 TO 22/11/2018



GENERAL PRICE INDEX FROM 8/11 TO 22/11/2018

