

Daily Summary for Amman Stock Exchange

1- VALUE TRADED (JD)

	2017	2018	NET CHANGE	CHANGE (%)
Daily	4,645,556	3,348,957	-1,296,599	-27.91%
Cumulative(1/11-28/11)	89,607,512	96,750,148	7,142,636	7.97%
Cumulative(2/1-28/11)	2,778,268,383	1,723,020,170	-1,055,248,213	-37.98%

2- NO. OF SHARES TRADED

	2017	2018	NET CHANGE	CHANGE (%)
Daily	3,331,510	3,181,824	-149,686	-4.49%
Cumulative(1/11-28/11)	82,768,007	84,554,128	1,786,121	2.16%
Cumulative(2/1-28/11)	1,596,562,697	1,055,255,390	-541,307,307	-33.90%

3- NO. OF TRANSACTIONS

	2017	2018	NET CHANGE	CHANGE (%)
Daily	1,526	2,043	517	33.88%
Cumulative(1/11-28/11)	38,629	44,052	5,423	14.04%
Cumulative(2/1-28/11)	671,498	473,845	-197,653	-29.43%

4- SOME FINANCIAL RATIOS FOR THE ASE (28/11/2018)

SECTOR	P/E	P/BV	DIVIDEND YIELD (%)	TURNOVER (%)
FINANCIAL	16.975	1.066	5.132	0.050
SERVICES	16.299	1.209	5.467	0.036
INDUSTRY	55.066	1.305	3.494	0.052
OVERALL	17.715	1.135	5.015	0.047

5- STOCK PRICE INDEX WEIGHTED BY FREE FLOAT MARKET CAPITALIZATION (1999=1000)

	TUESDAY 27/11/2018	WEDNESDAY 28/11/2018	% CHANGE	
			DAY BEFORE	YTD
GENERAL	1917.6	1895.9	-1.13%	-10.86%
FINANCIAL	2620.6	2596.4	-0.92%	-9.89%
SERVICES	1315.9	1303.5	-0.94%	-10.08%
INDUSTRY	1956.5	1920.2	-1.86%	-13.87%

6- STOCK PRICE INDEX WEIGHTED BY MARKET CAPITALIZATION (1991=1000)

	TUESDAY 27/11/2018	WEDNESDAY 28/11/2018	% CHANGE	
			DAY BEFORE	YTD
GENERAL	3796.3	3757.5	-1.02%	-6.28%
BANKS	8070.7	8004.8	-0.82%	-3.96%
INSURANCE	1389.2	1381.7	-0.54%	9.55%
SERVICES	831.1	816.7	-1.73%	-12.53%
INDUSTRY	2393.9	2367.2	-1.12%	-9.51%

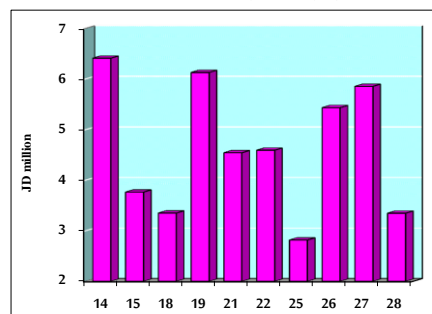
7- STOCK PRICE MARKET INDEX WEIGHTED BY FREE FLOAT MARKET CAP. (2012=1000)

	TUESDAY 27/11/2018	WEDNESDAY 28/11/2018	% CHANGE	
			DAY BEFORE	YTD
FIRST MARKET	1010.5	999.7	-1.07%	-11.93%
SECOND MARKET	873.6	859.8	-1.58%	-6.11%

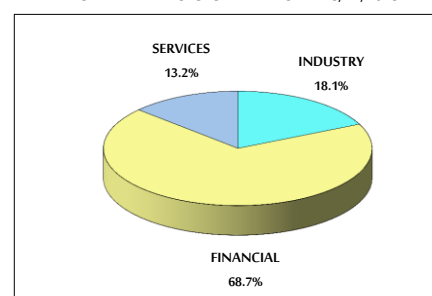
8- MARKET CAPITALIZATION (JD)

ASE MARKET CAPITALIZATION	16,120,893,321	15,964,095,678	-0.97%	-5.89%
---------------------------	----------------	----------------	--------	--------

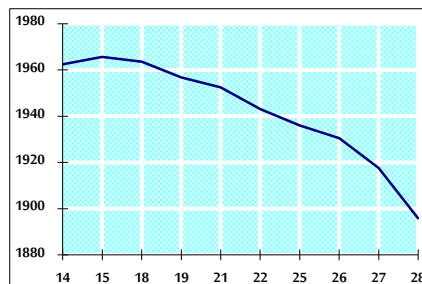
VALUE TRADED FROM 14/11 TO 28/11/2018



VALUE TRADED BY SECTOR WEDNESDAY 28/11/2018



GENERAL FREE FLOAT PRICE INDEX FROM 14/11 TO 28/11/2018



GENERAL PRICE INDEX FROM 14/11 TO 28/11/2018

